

# CARSON CITY PARKS, RECREATION & OPEN SPACE DEPARTMENT SIGNAGE MASTER PLAN

PREPARED FOR CARSON CITY PARKS, RECREATION, & OPEN SPACE DEPARTMENT  
MARCH 30, 2018







EXISTING SIGNS IN THE LANDSCAPE



# CONTENTS

<b>PURPOSE OF BRANDING &amp; WAYFINDING</b>	<b>4</b>
<b>EXISTING SIGN INVENTORY</b>	<b>5</b>
<b>SIGNAGE STYLE GUIDELINES</b>	<b>10</b>
<b>COLOR PALETTE THEMES</b>	<b>11</b>
<b>MONUMENT SIGNS</b>	<b>12</b>
<b>VEHICULAR DIRECTIONAL SIGNS</b>	<b>14</b>
<b>ENTRY KIOSK SIGNS</b>	<b>16</b>
<b>PEDESTRIAN INFORMATIONAL &amp; DIRECTIONAL SIGNS</b>	<b>20</b>
<b>TRAIL MARKER SIGNS</b>	<b>22</b>

## **PREPARED BY DESIGN WORKSHOP**

Steve Noll	Principal In Charge
Ben Fish	Project Manager
Grace Larson	Designer

## **CARSON CITY STAFF**

Jennifer Budge  
Ann Bollinger  
Vern Krahn  
Gregg Berggren  
David Navarro  
Danielle Hatch

## **STAKEHOLDER PARTICIPANTS**

Cortney Bloomer	Carson City Public Works
Lucia Maloney	Carson City Public Works
Brenda Hunt	Carson Water Subconservancy District
Joel Dunn	Carson City Culture and Tourism Authority
Mark Kimbrough	Eagle Valley Trail Committee
Art Krupicz	Nevada State Parks
Pam Della-Giltner	Pine Nut Mountains Trails Assoc.
Mike Pailliotet	Pine Nut Mountains Trails Assoc.
Joe Cacioppo	Carson City Parks and Recreation Commission
Margie Evans	Carson City Open Space Advisory Committee

# PURPOSE OF BRANDING & WAYFINDING

## PROJECT PURPOSE

The Carson City Parks, Recreation and Open Space Department Signage Master Plan is a guide for all future exterior signs in the City's system of parks, trails, recreation centers and natural areas. The Signage Master Plan includes graphic design standards for the variety of sign types necessary for the various conditions found throughout the City.

Signs located at, or on public outdoor facilities perform the integral function of connecting a site and its visitors. They can identify, direct and interpret features within a park, open space or along a trail and provide the users with a sense of knowledge and safety. Signs also identify the location as a Carson City site, which evokes images of Carson's rich history, well-maintained facilities, and excellent outdoor recreation.

## BRANDING AND WAYFINDING PRINCIPLES

### 1. Simplicity

- Limited number of sign types. Use enough signs, but avoid over-signing to not clutter the landscape.
- Provide only essential information.
- The public spends very little time reading signs, so make them count.

### 2. Clarity

- Use clear, concise messages.
- Will the user understand the intent of the sign?
- Use symbols whenever possible, rather than words.

### 3. Quality

- Use durable materials that are vandal resistant.
- Make sure to protect from UV light or snow shear.
- Use developed templates from this document.
- Check for correct spelling.
- The sign and the installation should be neat, legible, straight, and professional looking.
- The public respects quality, but quality does not necessarily equate to expensive.

## CARSON IMAGERY



Existing artwork showcasing Carson's history



Existing wayfinding program in downtown

### 4. Aesthetics

- Harmonious to the environment.
- Enduring design and typography.
- Appropriately scaled to the location.
- Follow signage material and color standards.

### 5. Consistency

- Use consistent fonts, symbols, logos, colors, sizes and shapes as developed in this document.
- Develop consistent/complement other sign standards in the Carson City area.
- Be sure that messages are consistent and reinforce each other from vehicular to pedestrian systems.

### 6. Placement

- Install signs where the users can see them and where they expect to see them.
- Avoid placing signs in shadows or where they may be obscured by vegetation.
- When signing, assume that the user is a beginner, unfamiliar with the trail, open space or park and there is poor visibility.

## SYMBOLOLOGY AND ICONS



## REFERENCE DOCUMENTS

### *Sign and Poster Guidelines for Forest Service*

[https://www.fs.usda.gov/Internet/FSE\\_DOCUMENTS/stelprd3810021.pdf](https://www.fs.usda.gov/Internet/FSE_DOCUMENTS/stelprd3810021.pdf)

### *Bureau of Land Management: National Sign Handbook*

[https://www.blm.gov/sites/blm.gov/files/documents/files/NationalSignHandbook16\\_0.pdf](https://www.blm.gov/sites/blm.gov/files/documents/files/NationalSignHandbook16_0.pdf)

### *Carson City Parks and Recreation Open Space Sign Manual*

Draft 2014

### *Nevada State Parks Sign Manual*

### *MUTCD for vehicular signs*

## LOGOS AND BRANDING



New P.R.O.S. Logo



Carson City Seal



Bureau of Reclamation



Nevada State Parks



BLM Logo



Forest Service Logo



# EXISTING SIGN INVENTORY

## EXISTING CONDITIONS AND ISSUES

The parks and open space system in Carson City currently lacks a unified signage program.

Designs vary between and even within parks, using different typefaces, layouts, sizes, and color schemes. Sign materials are inconsistent, and range from laminated aluminum to painted wood to resin to metal plaques. A strict signage hierarchy is unclear, and often leading to a clutter of signs and notices at park entrances.

The existing monument signs begin to address some of these issues by providing a uniform design, standard sizing, and clear identification of the department's presence through use of the Carson City seal. These signs start to establish a sign hierarchy and display a consistent message, however, they are in need of updating to give them a more contemporary aesthetic.

## MONUMENT SIGNS



Korean War Veterans Memorial Park



Silver Saddle Ranch



Fuji Park and Fairgrounds



Sonoma Park



Aquatic Facility and Community Center sign at Mills Park



Fulstone Wetlands sign on Freeway Path



Centennial Park



Moffat Open Space Trailhead



# EXISTING SIGN INVENTORY

## MINOR PARK ENTRY SIGNS



Hidden Meadow Trail Crossing



Carson River Road Sign



Lincoln Highway Entry Sign



Baily Fishing Pond Entrance



Heritage Way Entrance

## TRAILHEAD MAPS AND KIOSKS



Mexican Ditch Trail at Korean War Memorial Park



Silver Saddle Ranch



Silver Saddle Ranch



Kings Canyon Trailhead



Kings Canyon Trailhead



# EXISTING SIGN INVENTORY

## TRAIL INFORMATION SIGNS



Mexican Ditch Trail at Korean War Memorial Park



Hidden Meadow Trail Crossing



Marsh Road Trailhead



Carson River Park



Kings Canyon Trailhead

## INTERPRETIVE SIGNS



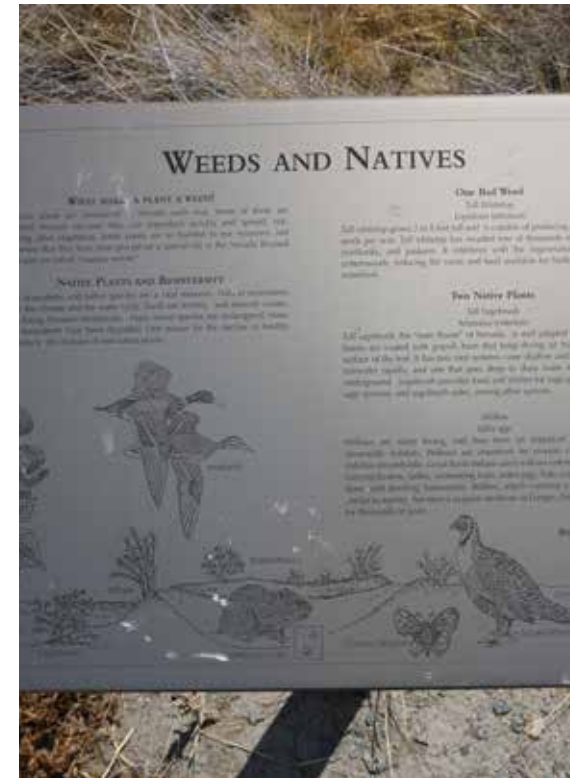
Mexican Ditch Trail at Korean War Memorial Park



Silver Saddle Ranch



Fuji Park Clear Creek Interpretive Trail



Linear Ditch Trail at Saliman Road



Freeway Path



# EXISTING SIGN INVENTORY

## PARK RULES & REGULATIONS SIGNS



Mexican Ditch Trail at Korean War Memorial Park



Mexican Ditch Trail at Korean War Memorial Park



Carson River Park



Prison Hill Trailhead at Edmonds Drive



Baily Fishing Pond



Baily Fishing Pond



Fuji Park Dog Park



Fuji Park Event Lawn



Virginia Orcutt Skate Park



Moffat Open Space Trailhead



# EXISTING SIGN INVENTORY

## NOTICES/MISCELLANEOUS SIGNS



Prison Hill Trailhead at Snyder Avenue



Carson River Park



Baily Fishing Pond



Fuji Park Picnic Shelter



Freeway Path

## PLAQUES AND DONOR WALLS



Korean War Veterans Memorial Park



Carson River Park



Baily Fishing Pond



Mills Park



Freeway Path



# SIGNAGE STYLE GUIDELINES

## SIGN FAMILY DESCRIPTION

This theme has a simple, clean aesthetic that provides a contemporary edge to traditional urban recreational wayfinding elements. The signs have simple shapes and straight lines that allow for ease of legibility, maintenance and repair. The color palette draws on elements from Carson City's industrious past as well as its surrounding natural open space; earthy, muted natural tones that draw from weathered steel, sagebrush rangelands, and mountainous pine forests. The materials will primarily be aluminum signs mounted on powder-coated metal posts. Gateway or entry kiosks may be emphasized with additional materials including corrugated metal roofing, weathered or treated wood, iron or corten steel.

## FONT STYLE AND HIERARCHY

Typeface - "SanSerif"; Font - Regular, **Bold**  
 ABCDEFGHIJKLMNOPQRSTUVWXYZ  
 abcdefghijklmnopqrstuvwxyz  
 1234567890  
 CARSON CITY Carson City

## HEADING

Subheading  
 Body Text


\*Text size will vary with sign type and size

## COLOR PALETTE - PREFERRED COLOR OPTIONS




\*Color Pantone 181, "Fireweed Red," matches the historic color of Silver Saddle Ranch.

## COLOR PALETTE - ALTERNATIVE COLOR OPTIONS



## OPTIONS FOR MATERIALS AND FINISHES




**MATERIAL**  
Aluminum

**NAME**  
Aluminum

**Specification**  
High-pressure laminate

**Process**  
Inkjet image is printed on resin-coated paper, laminated with UV-resistant laminate, then layered with phenolic resin material under high pressure and heat.



**MATERIAL**  
Phenolic Resin Panel

**NAME**  
Phenolic Resin Panel

**Specification**  
Digital High Pressure Laminate (DHPL) - Exterior grade

**Process**  
High-resolution CMYK printed graphics set into phenolic resin exterior grade panels



**MATERIAL**  
Porcelain Enamel

**NAME**  
Porcelain Enamel

**Specification**  
Porcelain enamel paint fired onto steel substrate

**Process**  
Graphic content is screen printed or applied with glass-based ink and fired one layer at a time. This process can be done to both sides for double-sided sign.



**MATERIAL**  
Duralite

**NAME**  
Duralite

**Specification**  
Composite panel printed with ImageLOC

**Process**  
Pre-treated composite panel made from high-strength organic material layered between aluminum-alloy, which is printed with ImageLOC printing technology and sealed with protective topcoat

## INSPIRATIONAL IMAGERY



Use of gabion wall at sign base with cutout top



Simple sign message with use of icons



Changeable sign panels attached to metal wire



Trail signs with directional arrows and map

## OPTIONS FOR MATERIALS AND FINISHES




Corrugated metal roofs for sign kiosks



Corten or weathered steel accents



Dry or wet-stacked stone walls



Weathered wood

Powder-coated metal



# COLOR PALETTE THEMES

## DISTINCT COLORS, CONSISTENT LOOK

This wayfinding plan proposes several different theme options within a unified signage family to provide a subtle distinction between Carson City's urban parks and its surrounding trails and open space areas.

While the sign style and informational layout will remain consistent throughout the city, utilizing different color themes will begin to establish the differences in recreational offerings between the urban parks and the open space areas. These color themes will also become an easily recognizable icon for residents and visitors to help establish expectations about the types of recreational opportunities found at each park.

A template was created for seasonal notices that can be posted throughout the year. Use of the template will ensure that all notices will be consistent with the newly created identity and branding established in this wayfinding program.

A third color theme was created for the Community Center and Aquatic Facility. While this location may not need the outdoor signage proposed for other City parks, use of the signage family's visual style for indoor signs and notices will help maintain consistency throughout all of the department's parks and facilities.

## URBAN PARKS

# FUJI PARK

## & FAIRGROUNDS



**Welcome to Fuji Park & Fairgrounds**

Enjoy this 14-acre park's playground area, benches, off-leash dog park, picnic tables, covered picnic shelter with electrical outlets, and heated year-round restrooms. Dogs are allowed off-leash at the dog park area, or on-leash in the park. The fairgrounds include a rodeo arena, a 60-stall barn, a small open-air animal barn, and animal wash racks. There also is an indoor Exhibit Hall with complete kitchen facilities and restrooms. The arena is open for drop-in horseback riding seven days a week. South of the fairgrounds is Bally Fishing pond, a one-acre urban fishing pond open to the public.

[PARK MAP]

OPEN DAILY FROM DAWN UNTIL DUSK



## TEMPORARY SIGN AND SEASONAL NOTICE TEMPLATE

## NOTICE TITLE


**SUBTITLE**

Inctatquaerum allatur soluptum quibus asped molupta ssunde velibus quia dolorepro blab iunt imus-dae por siminci blaborit vendeliquaes expernatur, temporepudi sin core as illest, sitis sim eosamet excesercitiam escientium idgenisi se di bla evel mo test facitibere velit remolor erumque nest, ulieniet aut odiantie nuscianiae aut peliqui delibeat provide rserch iclaquid que cullat anditatia dolupta tusam, quia comnim volorro vitaturem fugia conet adignis tisuquodio dolupidus.

**SUBTITLE**

Inctatquaerum allatur soluptum quibus asped molupta ssunde velibus quia dolorepro blab iunt imus-dae por siminci blaborit vendeliquaes expernatur, temporepudi sin core as illest, sitis sim eosamet excesercitiam.

- Rum conseqno odit ut reptatur, sum fuga.
- Natibus is ab il ipsam ipid quiaturis enim aut et poribustrum eaqui cullaut fuga.
- Et restrum quasped quiate preraeactur sunt facias quis aborunti nimporrym fugiaeped qui odis resequo eum es et, quas eos eossi aut que cus quisic.
- Ndaecus ullaut eostialium rescil magnis dolut et aspid eicto moluptatae et harcipect do-luptatque sae et, solupta tquatque corum que natecea simincia lilit faccat.



## OPEN SPACE

# PRISON HILL

## RECREATION AREA




**Welcome to Prison Hill Recreation Area**

Visible throughout Carson City, this approximately 2,500 acre park is available for those who wish to hike, mountain bike, horseback ride, ride off-highway vehicles (south end only). Experience the great views of the Carson Range and Pine Nut Mountains, enjoy the quiet and take some great pictures.

While you explore Prison Hill, be aware of wildlife inhabiting the area. This includes coyotes, rabbits, hawks, ground squirrels, and deer. Please treat our natural heritage with respect. Leave plants, rocks and historical artifacts as you find them. Pack out your trash, stay on designated trails, and clean up after your dog. The exposed slopes can endure hot summer temperatures so remember to bring water, hat, and sunscreen.



OPEN DAILY FROM DAWN UNTIL DUSK



## COMMUNITY CENTER AND AQUATIC FACILITY INDOOR SIGNAGE

## COMMUNITY CENTER & AQUATIC FACILITY


**SUBTITLE**

Inctatquaerum allatur soluptum quibus asped molupta ssunde velibus quia dolorepro blab iunt imus-dae por siminci blaborit vendeliquaes expernatur, temporepudi sin core as illest, sitis sim eosamet excesercitiam escientium idgenisi se di bla evel mo test facitibere velit remolor erumque nest, ulieniet aut odiantie nuscianiae aut peliqui delibeat provide rserch iclaquid que cullat anditatia dolupta tusam, quia comnim volorro vitaturem fugia conet adignis tisuquodio dolupidus.

**SUBTITLE**

Inctatquaerum allatur soluptum quibus asped molupta ssunde velibus quia dolorepro blab iunt imus-dae por siminci blaborit vendeliquaes expernatur, temporepudi sin core as illest, sitis sim eosamet excesercitiam.

- Rum conseqno odit ut reptatur, sum fuga.
- Natibus is ab il ipsam ipid quiaturis enim aut et poribustrum eaqui cullaut fuga.
- Et restrum quasped quiate preraeactur sunt facias quis aborunti nimporrym fugiaeped qui odis resequo eum es et, quas eos eossi aut que cus quisic.
- Ndaecus ullaut eostialium rescil magnis dolut et aspid eicto moluptatae et harcipect do-luptatque sae et, solupta tquatque corum que natecea simincia lilit faccat.





# MONUMENT SIGNS

## RETROFIT OF EXISTING MONUMENT SIGNS

This plan does not propose to replace the existing monument signs throughout the city, however, simple improvements can be made to update the monument signs to match with the color and aesthetic theme outlined in this document. The lettering on the existing signs should be painted to match the designated Urban Park or Open Space colors. A band of color painted along the bottom of the sign below the lettering will keep the look of the sign consistent with the new signage package. The decision is up to the PROS Department, however, the ultimate version of the sign should remain consistent throughout the city.

## SPECIFICATIONS

M=Material C=Color F=Finishing

### COLORS

**C3 URBAN PARKS**  
Pine Green  
Pantone 7735

**C4 OPEN SPACE PARKS**  
Fireweed Red  
Pantone 181

### LETTERING

#### EXISTING

Sandblast or Remove Existing Paint


#### SUGGESTED

Acrylic or Epoxy Resin Paint on Concrete

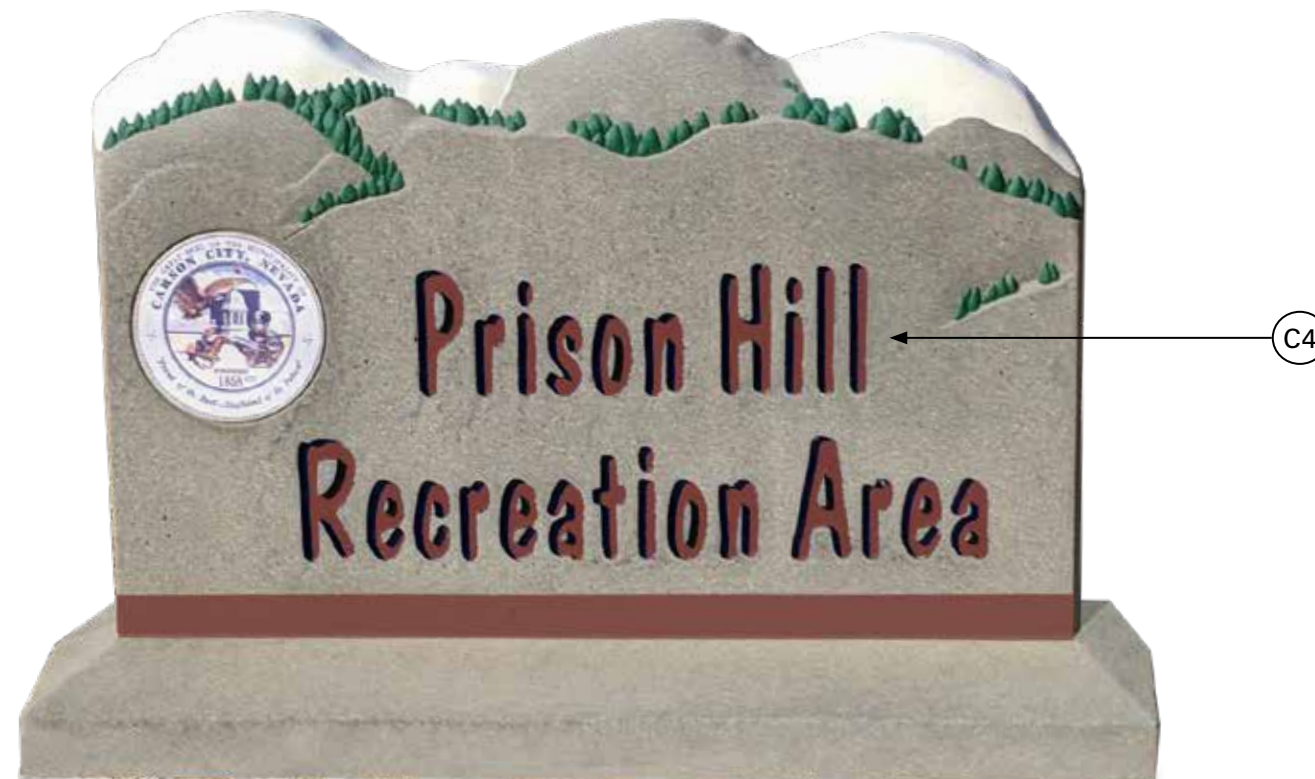
#### NOTE:

Contractors to use the above recommended materials or approved equal. Final materials and finishes may vary by manufacturer. Manufacturer is responsible to provide final samples for approval.

## URBAN PARK MONUMENT SIGN RETROFIT



## OPEN SPACE MONUMENT SIGN RETROFIT



Images not to scale







# VEHICULAR DIRECTIONAL SIGNS

## EXTERNAL AND INTERNAL SIGNAGE

Both external park directional signs and internal park directional signs were developed for traveling vehicles.


The Roadway Directional signs will be placed outside of parks and open spaces, along City roadways to direct visitors to City facilities. These signs were designed to MUTCD standards for low-volume roads and urban streets with a designated speed of 25mph.

The Internal Directional signs will be placed along internal park roadways to direct visitors to destinations or parking within the facility. Not all of the parks within the PROS system will have a need for this type of vehicular signage. These signs were designed for low-volume roads with speeds under 25mph.

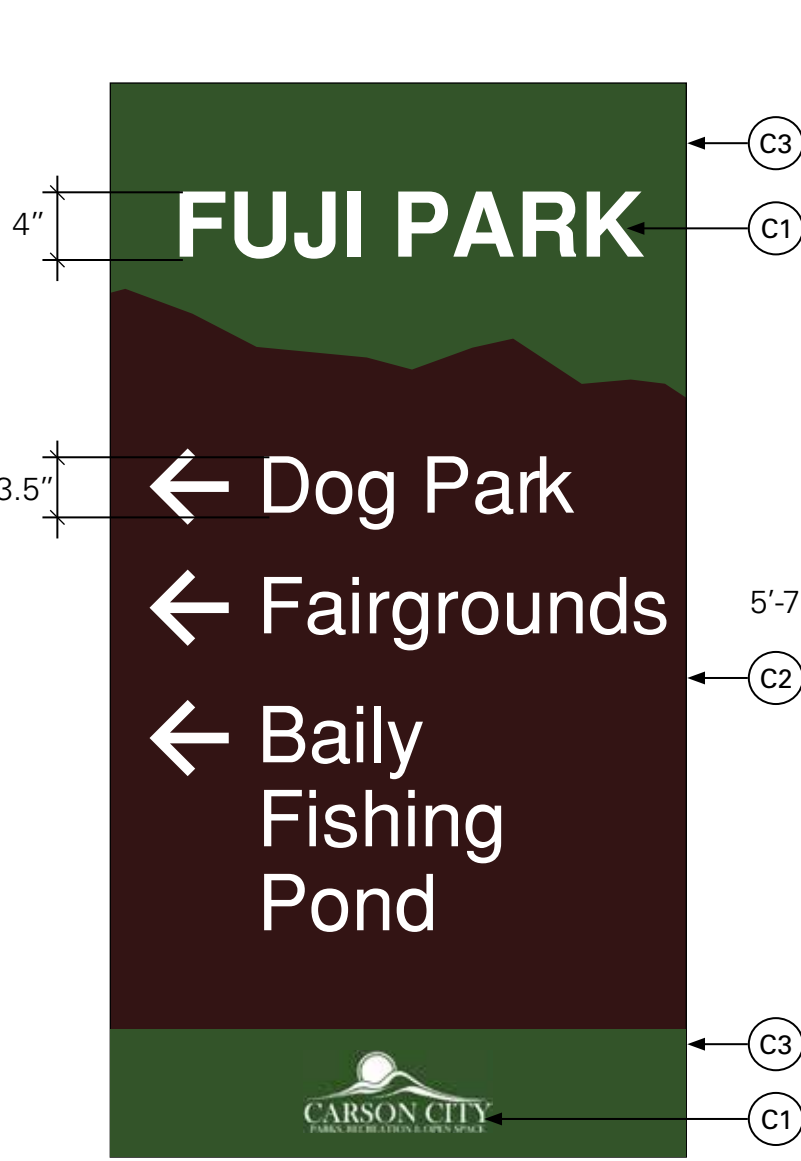
Two post styles options are shown for the vehicular signage; one style could be selected for all parks, or one style could be used for urban parks and the other used with open space parks. A powder-coated metal post option could be used to remain consistent with the rest of the proposed signs in this package. Or a painted steel post with cast aluminum base could be used to draw consistency with the existing wayfinding program in Downtown Carson City. With both post styles, signs will be attached with metal straps and mounted to the side of the post.

Please note that all vehicular signage installed on public right-of-way must follow current MUTCD standards for allowable text size, spacing, and font, as well as construction and breakaway post requirements. The current MUTCD Standard Alphabet is Highway Gothic. Standard Alphabet Series B is recommended for both types of vehicular signs in this package.

## URBAN PARK VEHICULAR DIRECTIONAL SIGNS

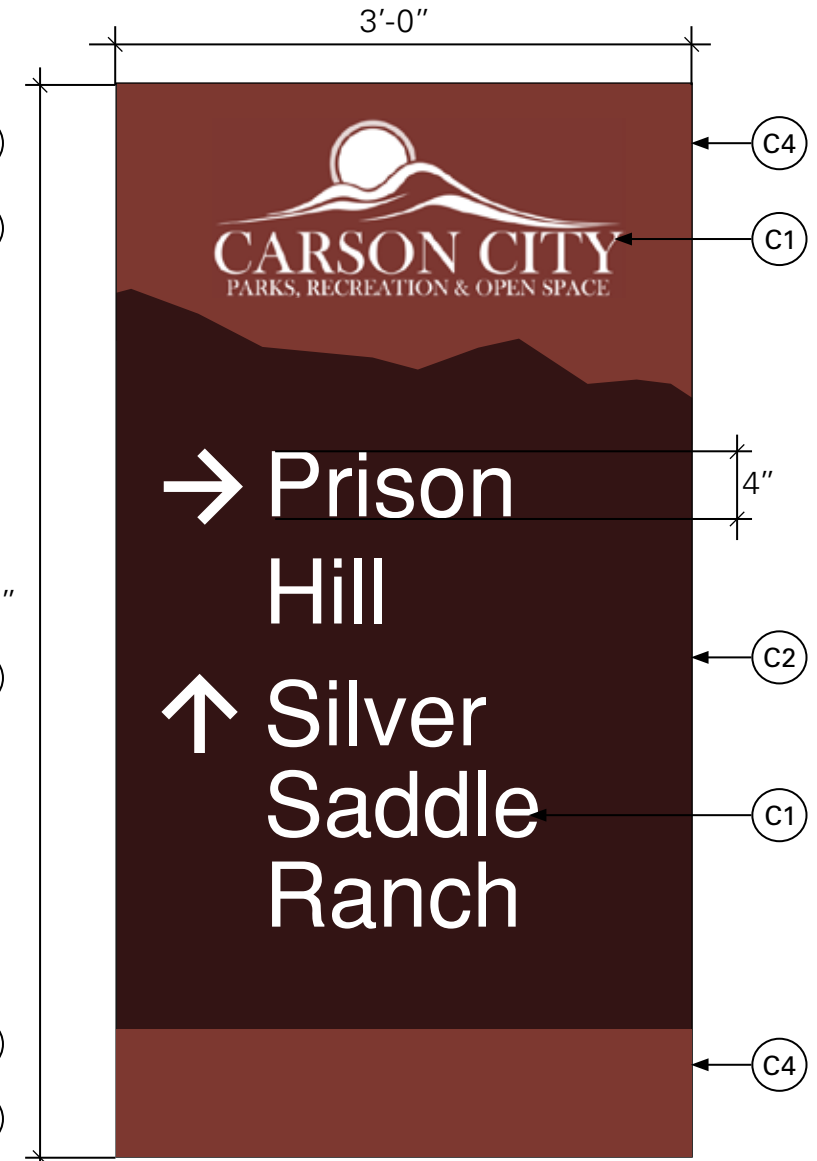


ROADWAY VEHICULAR DIRECTIONAL SIGN  
SCALE 1"=1'-0



INTERNAL VEHICULAR DIRECTIONAL SIGN  
SCALE 1"=1'-0

## OPEN SPACE VEHICULAR DIRECTIONAL SIGNS

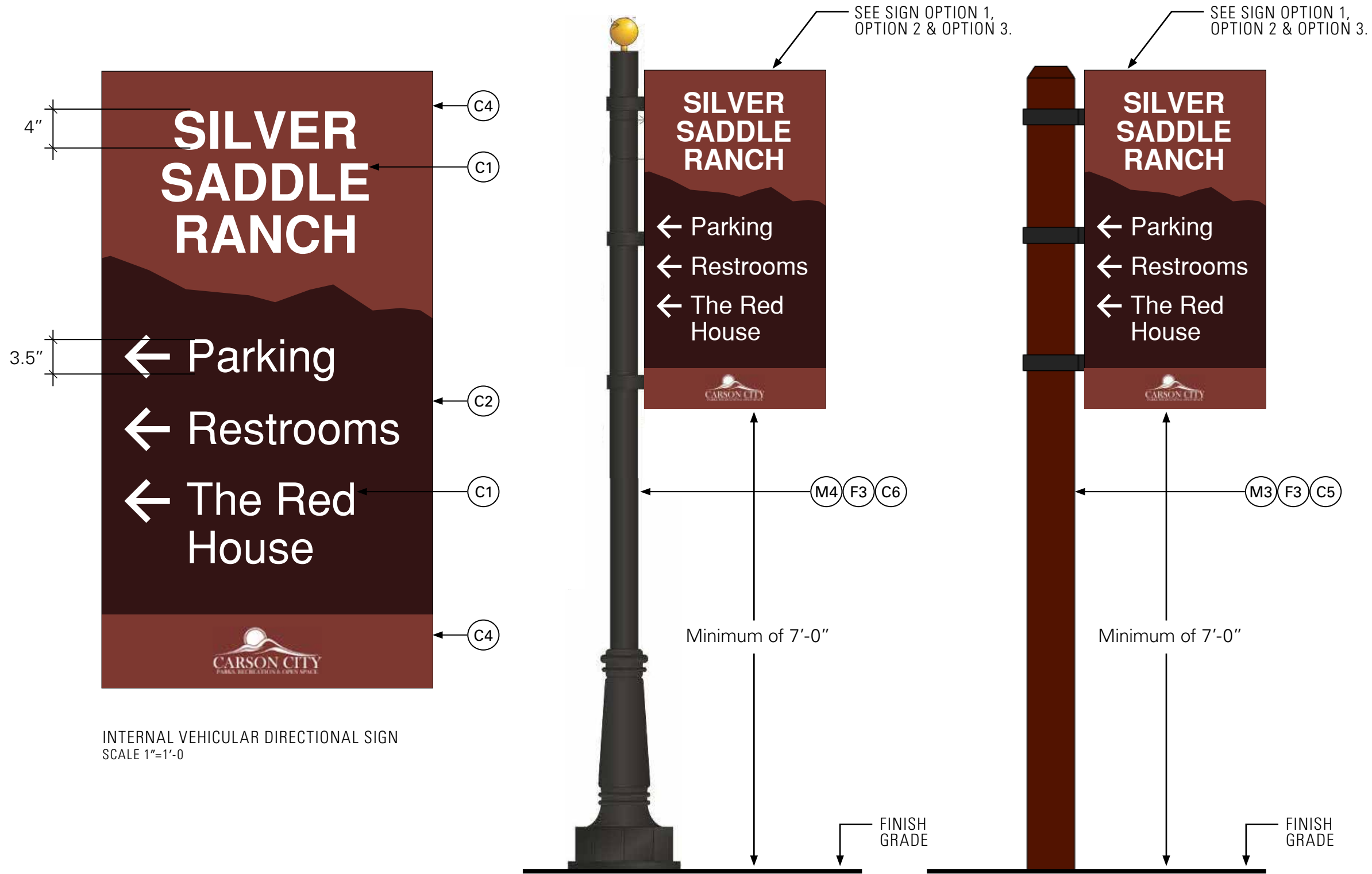


ROADWAY VEHICULAR DIRECTIONAL SIGN  
SCALE 1"=1'-0



# VEHICULAR DIRECTIONAL SIGNS

## POST MOUNTING OPTIONS



INTERNAL VEHICULAR DIRECTIONAL SIGN  
SCALE 1"=1'-0"

OPTION 1  
SCALE NTS

**NOTE:**  
Post option to match Carson City Downtown - See Carson City Wayfinding Project Specifications for more details

OPTION 2  
SCALE NTS

**NOTE:**  
Post option to match proposed Carson City Parks and Open Space

## SPECIFICATIONS

M=Material C=Color F=Finishing

### COLORS

(C1) White Pantone P 179-1	(C2) Dark Brown Pantone 4975
(C3) <b>URBAN PARKS</b> Pine Green Pantone 7735	(C4) <b>OPEN SPACE PARKS</b> Fireweed Red Pantone 181
(C5) Rust Brown Pantone 2449	(C6) Bronze-Black Pantone BlackXGC

### SIGN

<b>OPTION 1</b>	
(M1) Aluminum Panel	+ (F1a) High Pressure Laminate with UV Coating
<b>OPTION 2</b>	
(M1) Aluminum Panel	+ (F1b) Vinyl Adhesive Print
<b>OPTION 3</b>	
(M2) Phenolic Resin Panel	+ (F2) Digital High Pressure Laminate

### POST

<b>OPTION 1</b>	
(M4) 3" Round Steel Pole with Cast Aluminum Base Cover and 3" Gold Anodized Finial	+ (F3) Powder Coat
<b>OPTION 2</b>	
(M3) 6"x 6" Steel Post	+ (F3) Powder Coat

**Note:** Posts must comply with construction and breakaway requirements per MUTCD standards.

### MOUNTING BRACKET

#### DIMENSIONS

2" wide, 1/4" thick; wrapped around post with 2" tab

#### OPTION 1

(M5) Steel	+ (F3) Powder Coat
------------	--------------------

#### OPTION 2

(M6) Aluminum	+ (F3) Powder Coat
---------------	--------------------

### NOTE:

Contractors to use the above recommended materials or approved equal. Final materials and finishes may vary by manufacturer. Manufacturer is responsible to provide final samples for approval.



# ENTRY KIOSK SIGNS

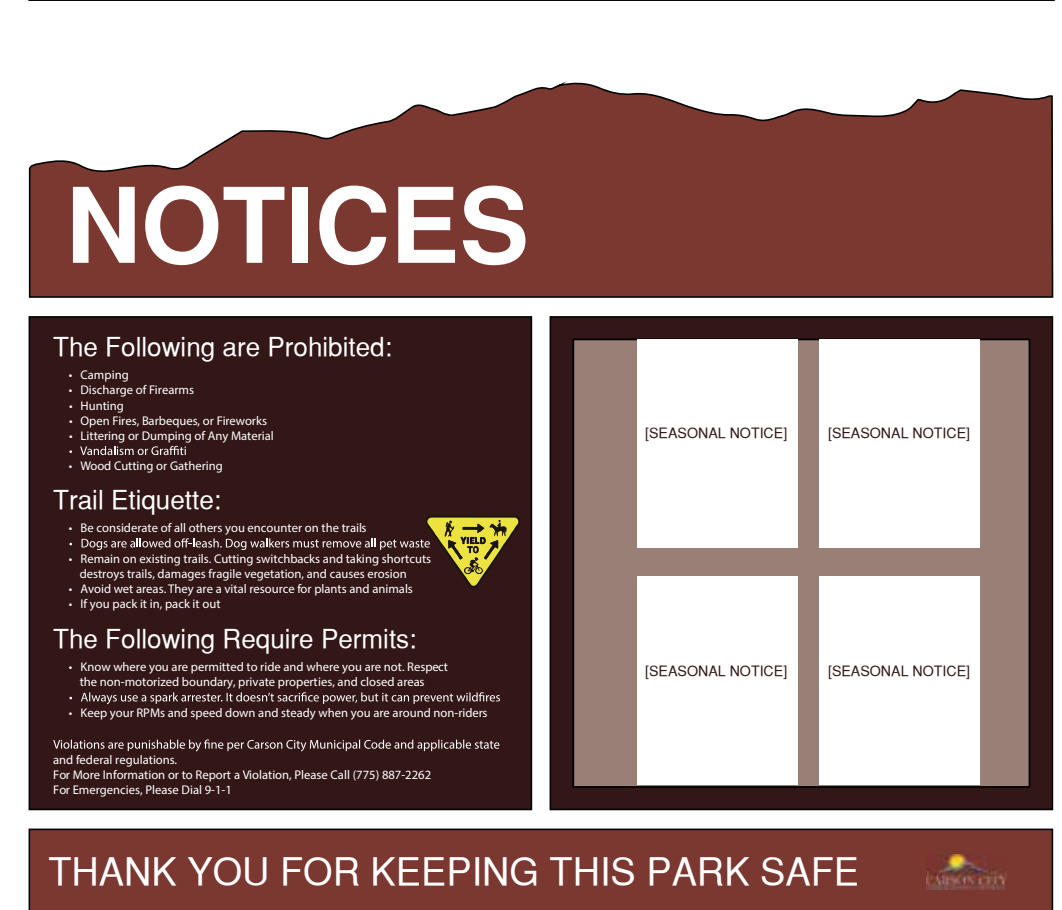

## KIOSK SIGN DETAILS AND OPTIONS

Located in highly visible locations near entrances, these kiosks will welcome visitors with basic information as well as establish a unified aesthetic and identity for the department. The sign will include icons depicting approved park activities, a park map, park hours, rules and regulations, and any additional relevant information.

The informational panels will be affixed to a 5' x 4' wire mesh panel that is attached to two 6'-6" tall powder-coated metal posts. The wire mesh detail allows for the panels to easily be removed or changed for maintenance and upkeep purposes.

A space on the Notices panel will allow for a lockable display box with glass or plexi door over a cork-board surface. This panel can hold seasonal and temporary notices and allows for the department to easily print and post these notices that are secured within the locked, weather-proof display.

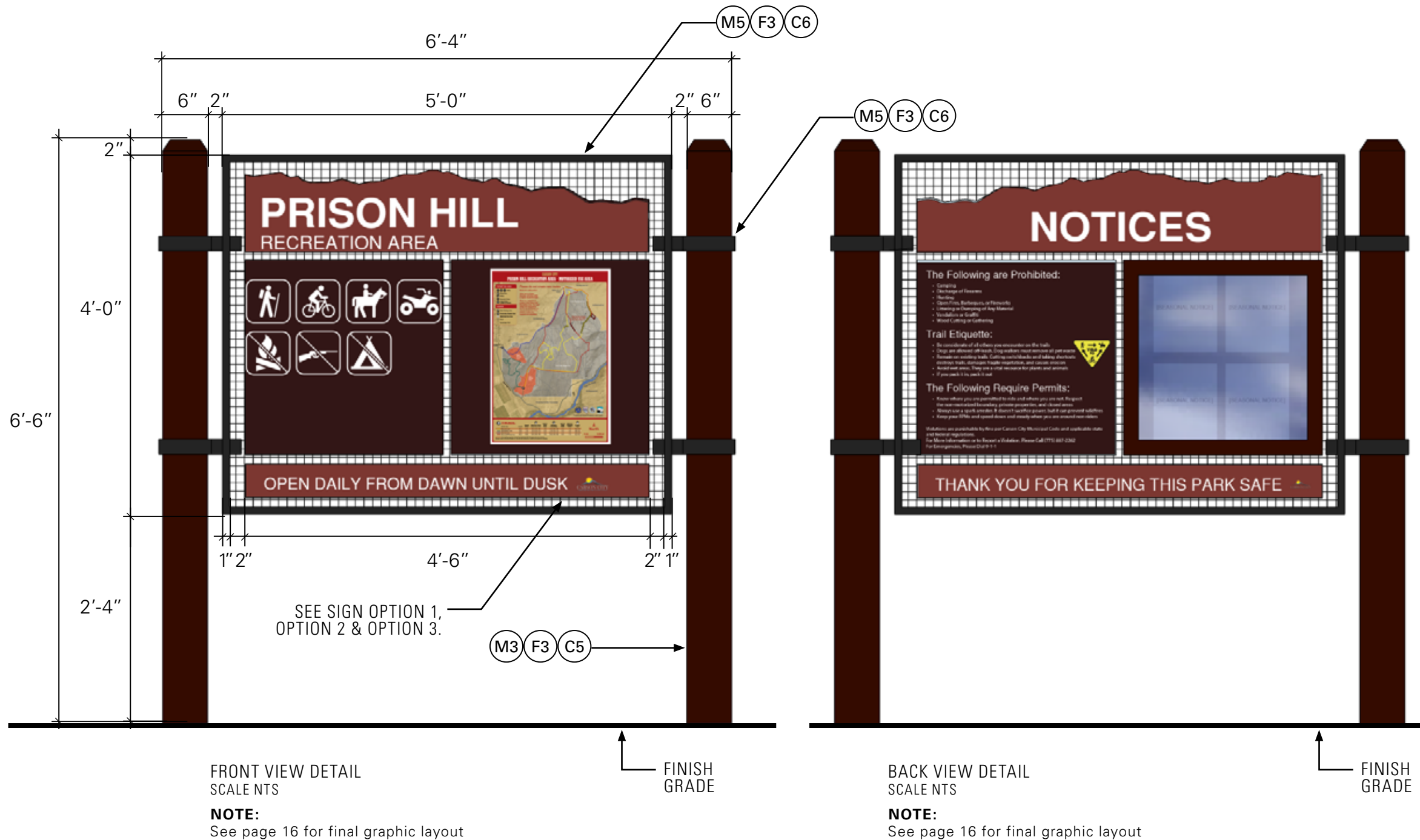
There are options for the signs to be double-sided single panel display, or single-sided double or tri-panel displays. The kiosk may also include a corrugated metal roof element, which may be best suited for trailheads and open space areas.





# KIOSK PANEL OPTION 1

## SINGLE PANEL DOUBLE-SIDED KIOSK



# SPECIFICATIONS

M=Material C=Color F=Finishing

## COLORS

- |  |  |
|--|--|
| (C1) White<br>Pantone P 179-1                  | (C2) Dark Brown<br>Pantone 4975                      |
| (C3) URBAN PARKS<br>Pine Green<br>Pantone 7735 | (C4) OPEN SPACE PARKS<br>Fireweed Red<br>Pantone 181 |
| (C5) Rust Brown<br>Pantone 2449                | (C6) Bronze-Black<br>Pantone Black XGC               |

## SIGN

### OPTION 1

- |                     |   |  |
|---------------------|---|--|
| (M1) Aluminum Panel | + | (F1a) High Pressure Laminate with UV Coating |
|---------------------|---|--|

### OPTION 2

- |                     |   |                            |
|---------------------|---|----------------------------|
| (M1) Aluminum Panel | + | (F1b) Vinyl Adhesive Print |
|---------------------|---|----------------------------|

### OPTION 3

- |                           |   |                                     |
|---------------------------|---|-------------------------------------|
| (M2) Phenolic Resin Panel | + | (F2) Digital High Pressure Laminate |
|---------------------------|---|-------------------------------------|

## POST

- |                        |   |                  |
|------------------------|---|------------------|
| (M3) 6"x 6" Steel Post | + | (F3) Powder Coat |
|------------------------|---|------------------|

## MOUNTING BRACKET

### DIMENSIONS

2" wide, 1/4" thick; wrapped around post with 2" tab

- |            |   |                  |
|------------|---|------------------|
| (M5) Steel | + | (F3) Powder Coat |
|------------|---|------------------|

## WIRE MESH AND FRAME

- |            |   |                  |
|------------|---|------------------|
| (M5) Steel | + | (F3) Powder Coat |
|------------|---|------------------|

## NOTE:

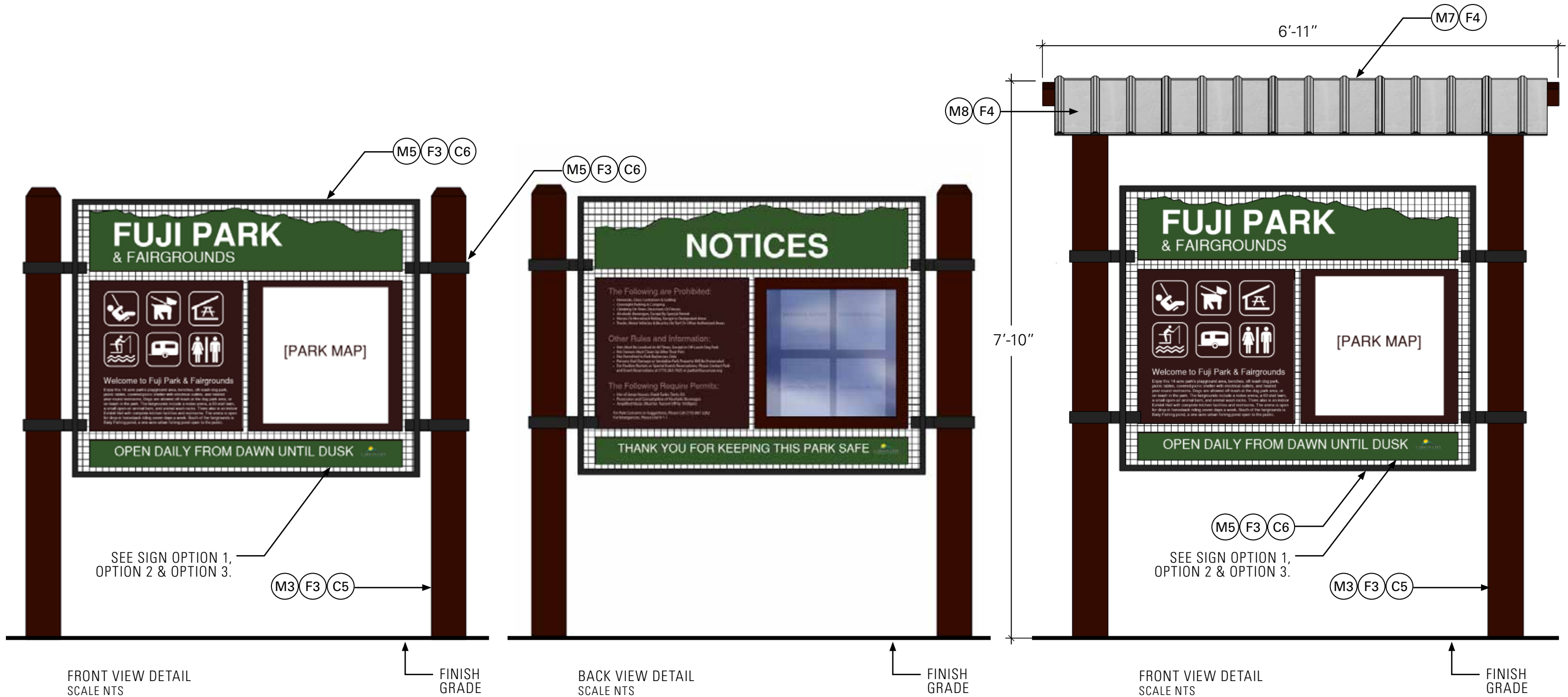
Contractors to use the above recommended materials or approved equal. Final materials and finishes may vary by manufacturer. Manufacturer is responsible to provide final samples for approval.



# KIOSK PANEL OPTION 2

## SINGLE PANEL DOUBLE-SIDED KIOSK

## SINGLE PANEL DOUBLE-SIDED KIOSK WITH CORRUGATED METAL ROOF



FRONT VIEW DETAIL  
SCALE NTS

**NOTE:**  
See page 16 for final graphic layout

BACK VIEW DETAIL  
SCALE NTS

**NOTE:**  
See page 16 for final graphic layout

FRONT VIEW DETAIL  
SCALE NTS

**NOTE:**  
See page 16 for final graphic layout



# KIOSK PANEL OPTION 3

## DOUBLE PANEL KIOSK




PERSPECTIVE VIEW  
SCALE NTS

## TRI-PANEL KIOSK




PERSPECTIVE VIEW  
SCALE NTS



FRONT VIEW DETAIL  
SCALE NTS

**NOTE:**  
See page 16 for final graphic layout

FINISH  
GRADE



FRONT VIEW DETAIL  
SCALE NTS

**NOTE:**  
See page 16 for final graphic layout

FINISH  
GRADE

# SPECIFICATIONS

M=Material C=Color F=Finishing

## COLORS

- |  |  |
|--|--|
| (C1) White<br>Pantone P 179-1                  | (C2) Dark Brown<br>Pantone 4975                      |
| (C3) URBAN PARKS<br>Pine Green<br>Pantone 7735 | (C4) OPEN SPACE PARKS<br>Fireweed Red<br>Pantone 181 |
| (C5) Rust Brown<br>Pantone 2449                | (C6) Bronze-Black<br>Pantone Black XGC               |

## SIGN

### OPTION 1

- |                     |   |  |
|---------------------|---|--|
| (M1) Aluminum Panel | + | (F1a) High Pressure Laminate with UV Coating |
|---------------------|---|--|

### OPTION 2

- |                     |   |                            |
|---------------------|---|----------------------------|
| (M1) Aluminum Panel | + | (F1b) Vinyl Adhesive Print |
|---------------------|---|----------------------------|

### OPTION 3

- |                           |   |                                     |
|---------------------------|---|-------------------------------------|
| (M2) Phenolic Resin Panel | + | (F2) Digital High Pressure Laminate |
|---------------------------|---|-------------------------------------|

## POST

- |                         |   |                  |
|-------------------------|---|------------------|
| (M3) 6" x 6" Steel Post | + | (F3) Powder Coat |
|-------------------------|---|------------------|

## MOUNTING BRACKET

**DIMENSIONS** 2" wide, 1/4" thick; wrapped around post with 2" tab

- |            |   |                  |
|------------|---|------------------|
| (M5) Steel | + | (F3) Powder Coat |
|------------|---|------------------|

## WIRE MESH AND FRAME

- |            |   |                  |
|------------|---|------------------|
| (M5) Steel | + | (F3) Powder Coat |
|------------|---|------------------|

## DISPLAY CASE

**DIMENSIONS** 18" Length, 24" Height, 2" Width

## MANUFACTURER & MODEL

Swing Frame MFG. (or approved equivalent)  
Outdoor Poster Swing Case; Model #SCP-1319

- |               |   |                  |
|---------------|---|------------------|
| (M6) Aluminum | + | (F3) Powder Coat |
|---------------|---|------------------|

## KIOSK ROOF

**DIMENSIONS** 6'-11" x 8" Roof Cap  
6'-11" x 2'10" Roof Panels

- |                        |   |   |
|------------------------|---|---|
| (M7) Aluminum Roof Cap | + | (F4) Clear Anodizing Over Natural Aluminum Finish |
|------------------------|---|---|

- |   |   |   |
|---|---|---|
| (M8) Box Beam Corrugated Aluminum Panel | + | (F4) Clear Anodizing Over Natural Aluminum Finish |
|---|---|---|

## NOTE:

Contractors to use the above recommended materials or approved equal. Final materials and finishes may vary by manufacturer. Manufacturer is responsible to provide final samples for approval.



# PEDESTRIAN INFORMATIONAL & DIRECTIONAL SIGNS

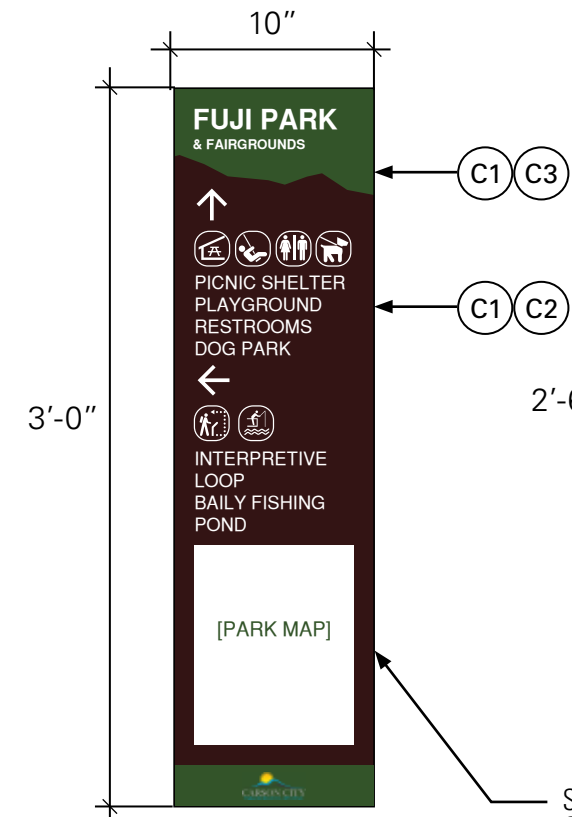
## SIGN DETAILS AND OPTIONS

Directional and interpretive signs will be placed at various points along pathways and trails.

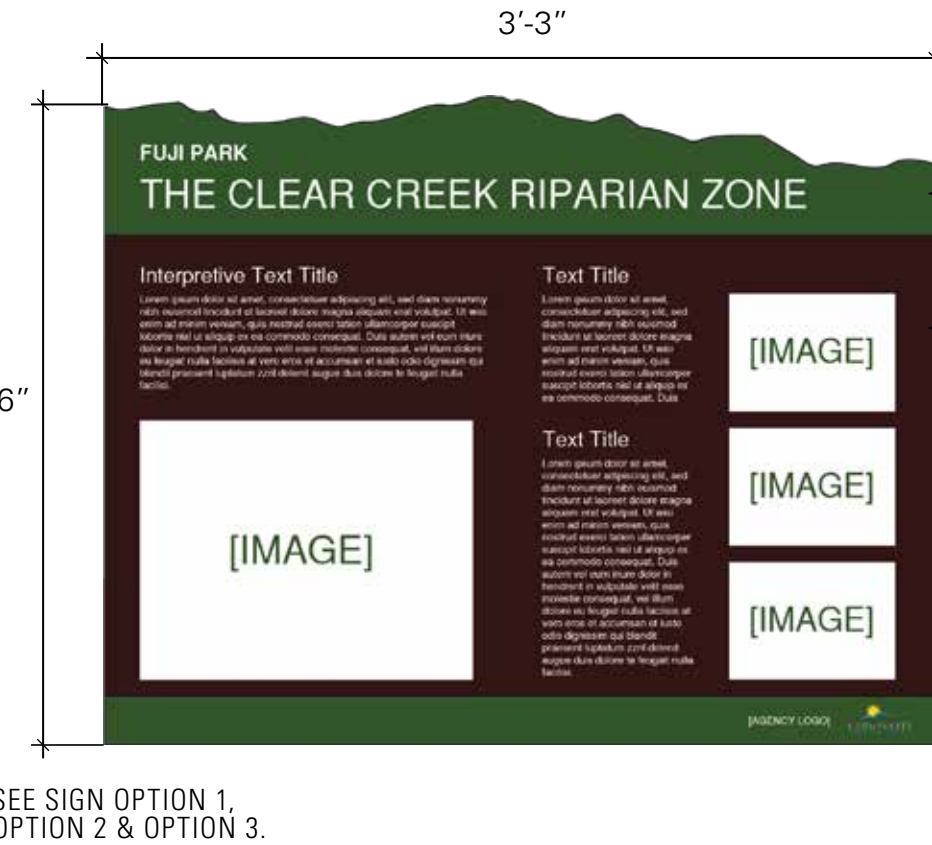
Both of these signs will be mounted on powder-coated metal posts. Directional signs can either be mounted on-center on the post, or attached with metal straps and mounted to the side of the post. The mounting style will depend on the space available and adjacent path use.

Two different sizes are proposed for interpretive signs, a larger 2'-6" x 3'-3" option and a smaller 1'-6" x 2'-0" option. Both options will be mounted on top of a powder-coated metal base, with the larger sign mounted onto two posts and the smaller sign mounted onto one post.

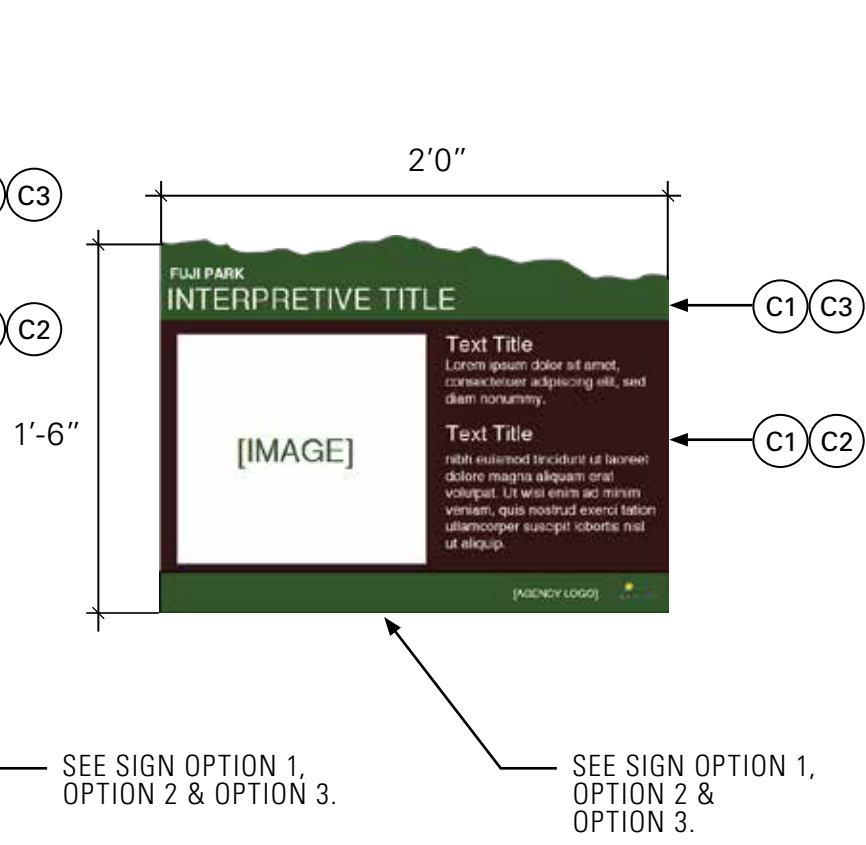
### URBAN PARK DIRECTIONAL SIGN



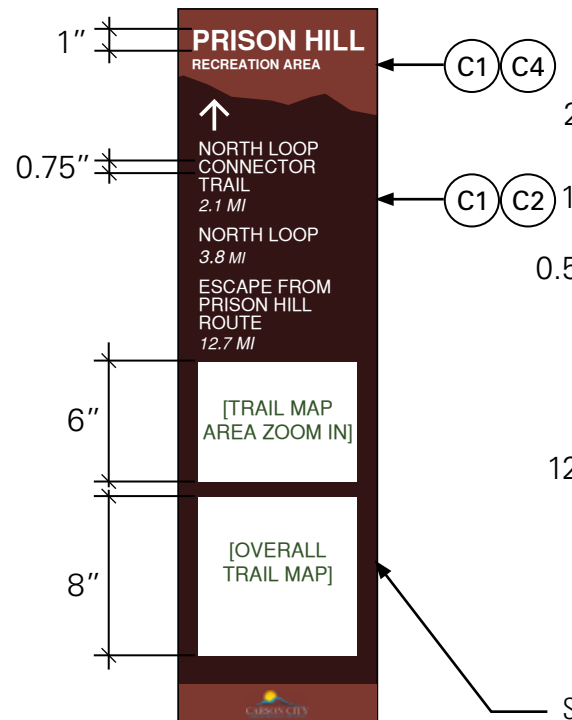
### URBAN PARK LARGE INTERPRETIVE PANEL



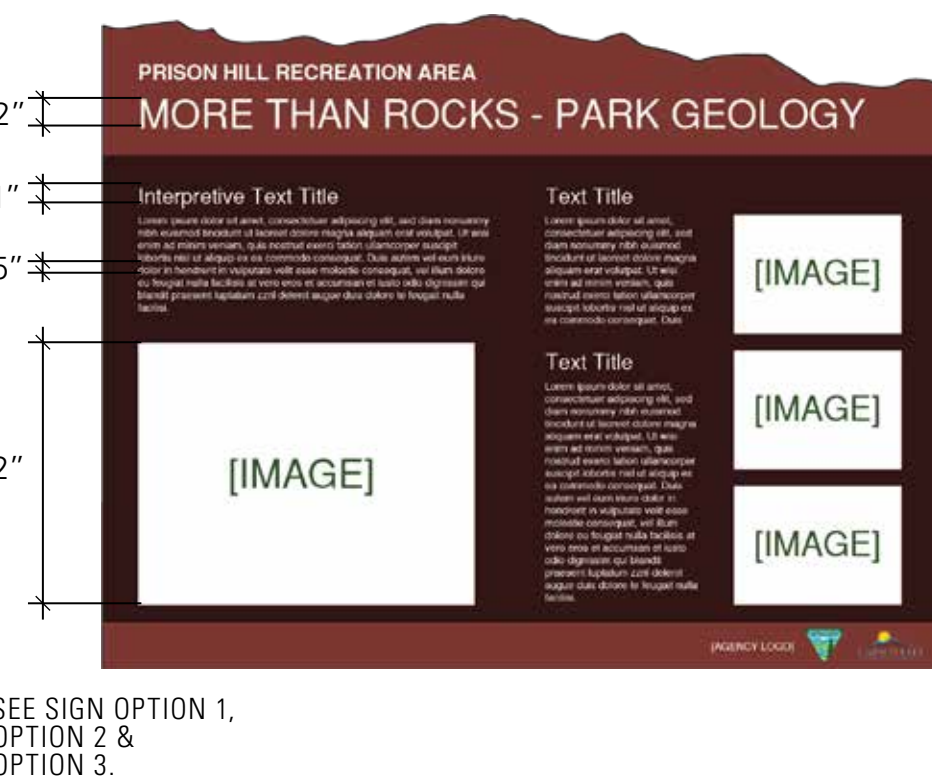
### URBAN PARK SMALL INTERPRETIVE PANEL



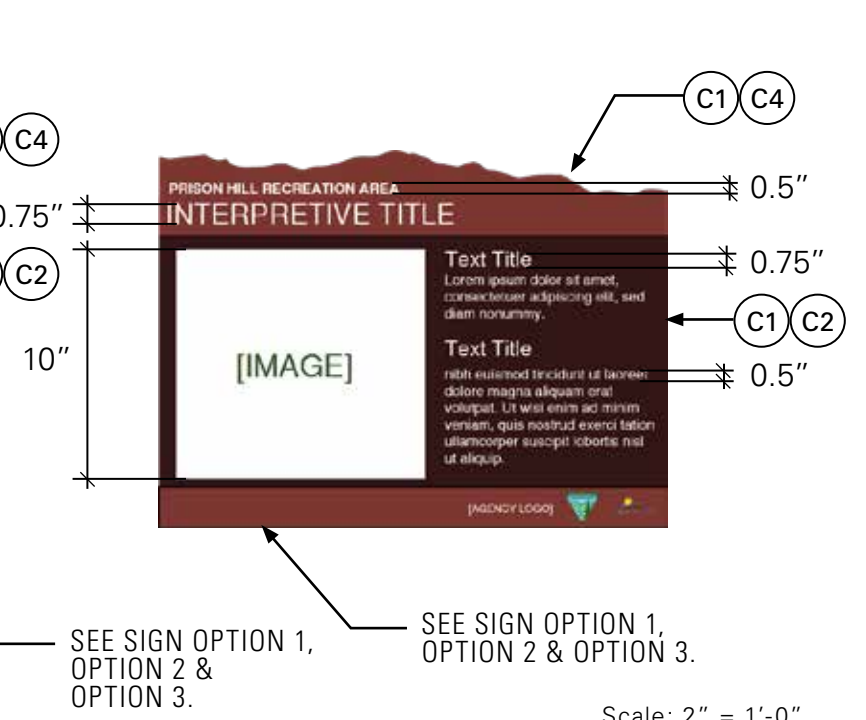
### OPEN SPACE DIRECTIONAL SIGN



### OPEN SPACE LARGE INTERPRETIVE PANEL



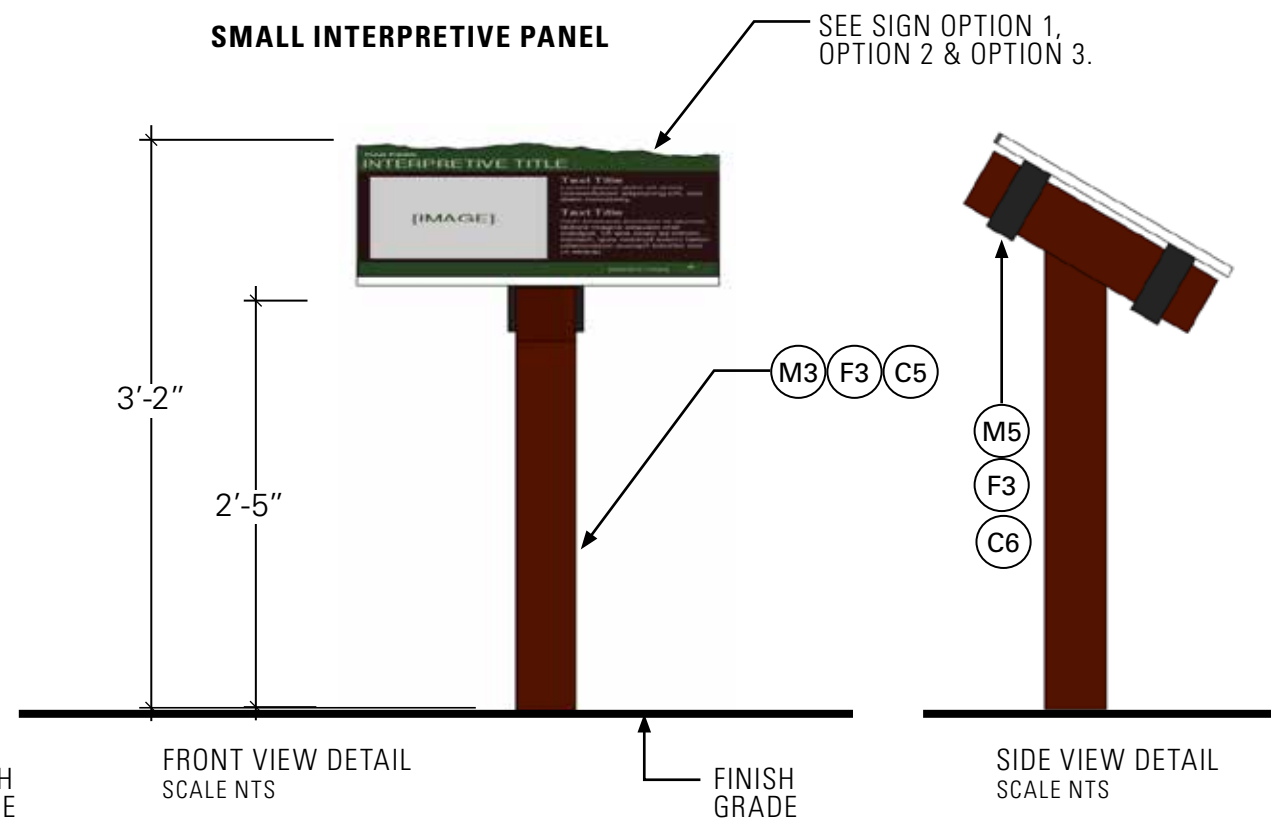
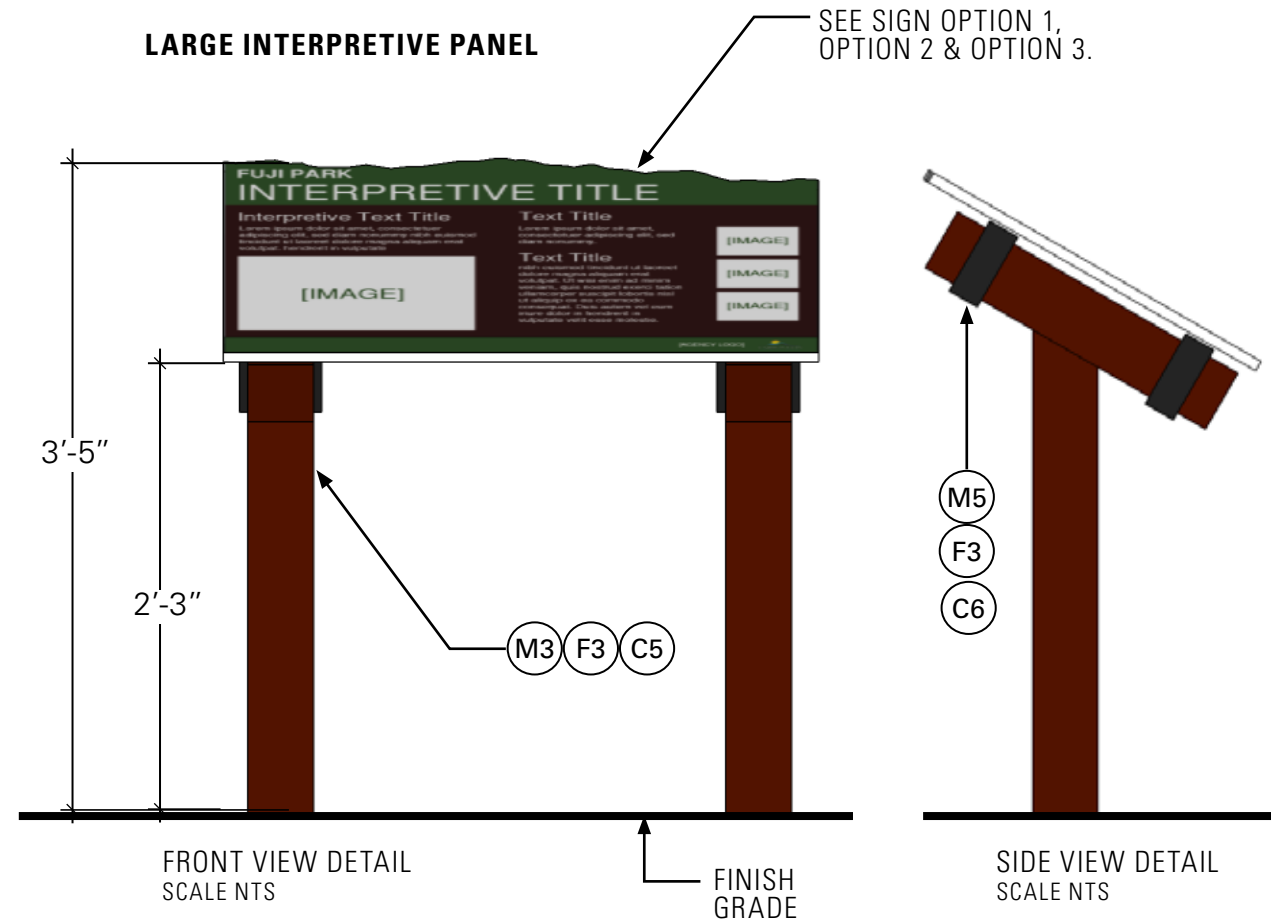
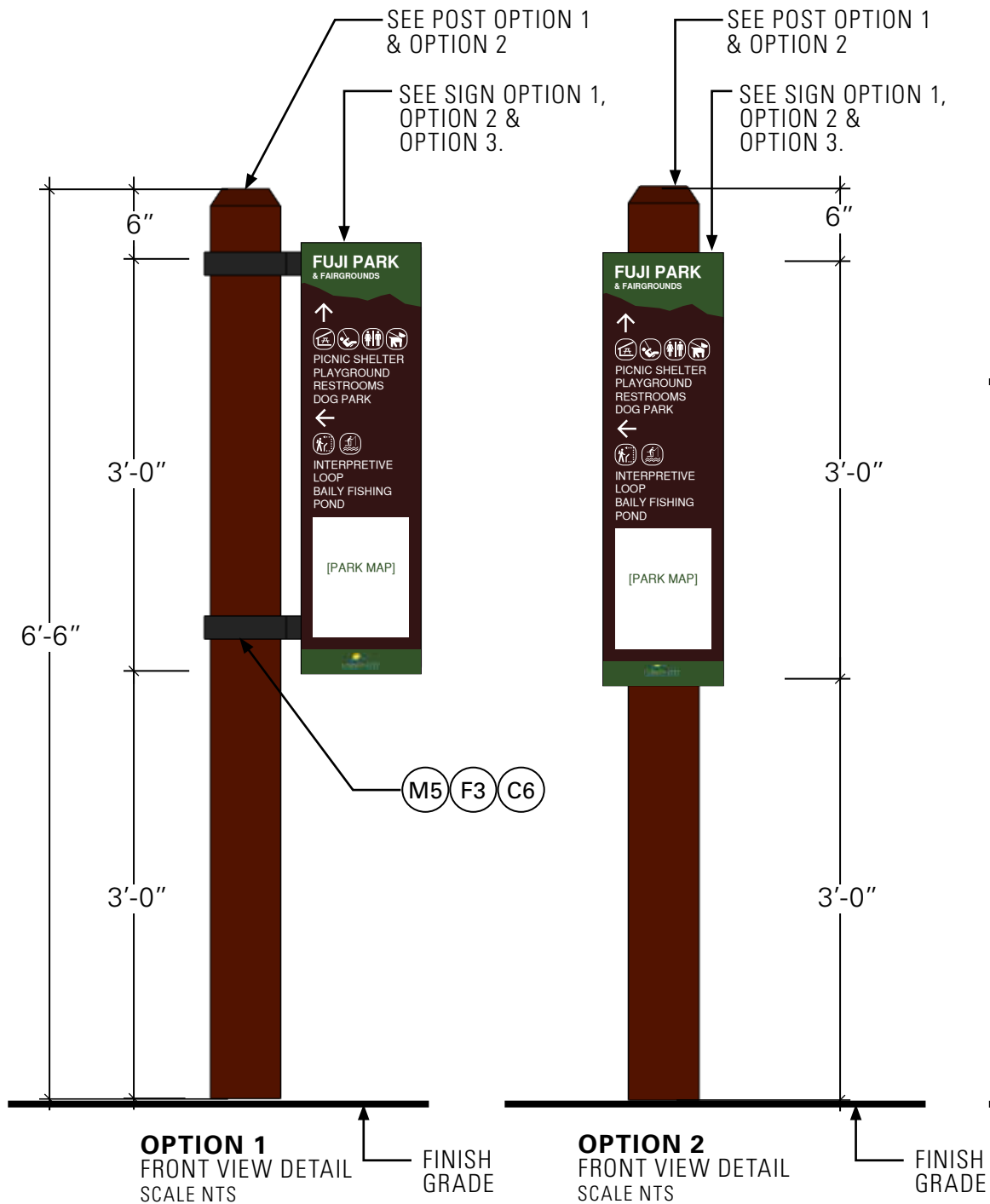
### OPEN SPACE SMALL INTERPRETIVE PANEL





# PEDESTRIAN INFORMATIONAL & DIRECTIONAL SIGNS

## TRAIL DIRECTIONAL SIGN OPTIONS



## SPECIFICATIONS

M=Material C=Color F=Finishing

### COLORS

- |  |  |
|--|--|
| (C1) White<br>Pantone P 179-1                  | (C2) Dark Brown<br>Pantone 4975                      |
| (C3) URBAN PARKS<br>Pine Green<br>Pantone 7735 | (C4) OPEN SPACE PARKS<br>Fireweed Red<br>Pantone 181 |
| (C5) Rust Brown<br>Pantone 2449                | (C6) Bronze-Black<br>Pantone Black XGC               |

### SIGN

- OPTION 1
- (M1) Aluminum Panel + (F1a) High Pressure Laminate with UV Coating
- OPTION 2
- (M1) Aluminum Panel + (F1b) Vinyl Adhesive Print
- OPTION 3
- (M2) Phenolic Resin Panel + (F2) Digital High Pressure Laminate

### POST

- OPTION 1
- (M3) 6"x 6" Steel Post + (F3) Powder Coat
- OPTION 2
- (M9) 6 x 6 Pressure-Treated Timber Post + (F5) Finish TBD by Carson City PROS Dept.

### MOUNTING BRACKET

- DIMENSIONS  
2" wide, 1/4" thick; wrapped around post with 2" tab
- (M5) Steel + (F3) Powder Coat

### NOTE:

Contractors to use the above recommended materials or approved equal. Final materials and finishes may vary by manufacturer. Manufacturer is responsible to provide final samples for approval.



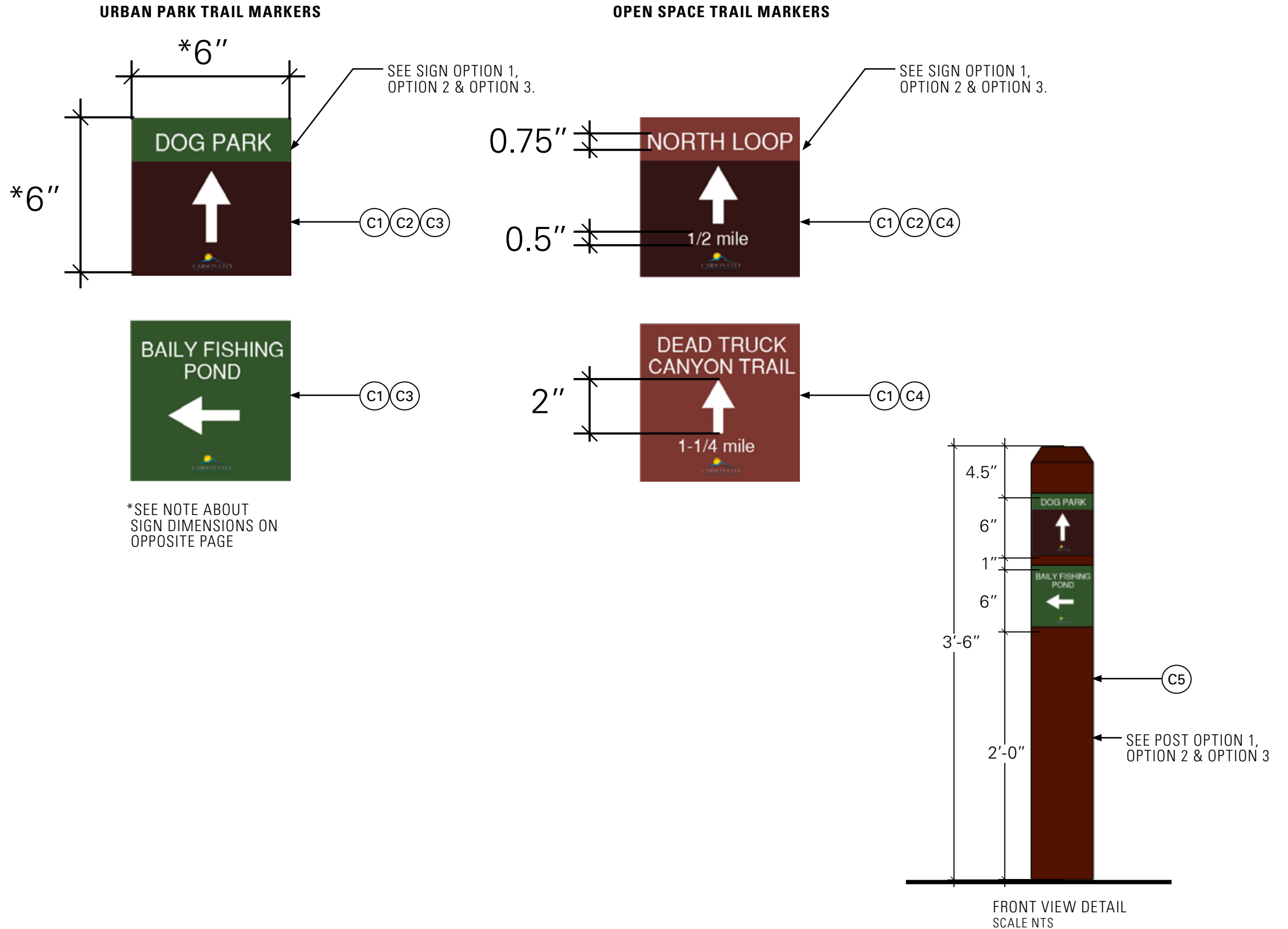
# TRAIL MARKER SIGNS

## TRAIL MARKER DETAILS AND OPTIONS

Trail markers will be used to provide direction to park amenities and distances to upcoming trail intersections. Trail markers will primarily be used along trails in the open space areas, however, there is opportunity for trail markers to be useful in larger urban parks such as Fuji Park.

Trail markers will be mounted on either powder-coated metal or wooden posts. There are two sizing options, either a 6" x 6" marker to be mounted on a 6" x 6" post or a 4" x 4" marker to be mounted on a 4" x 4" post.

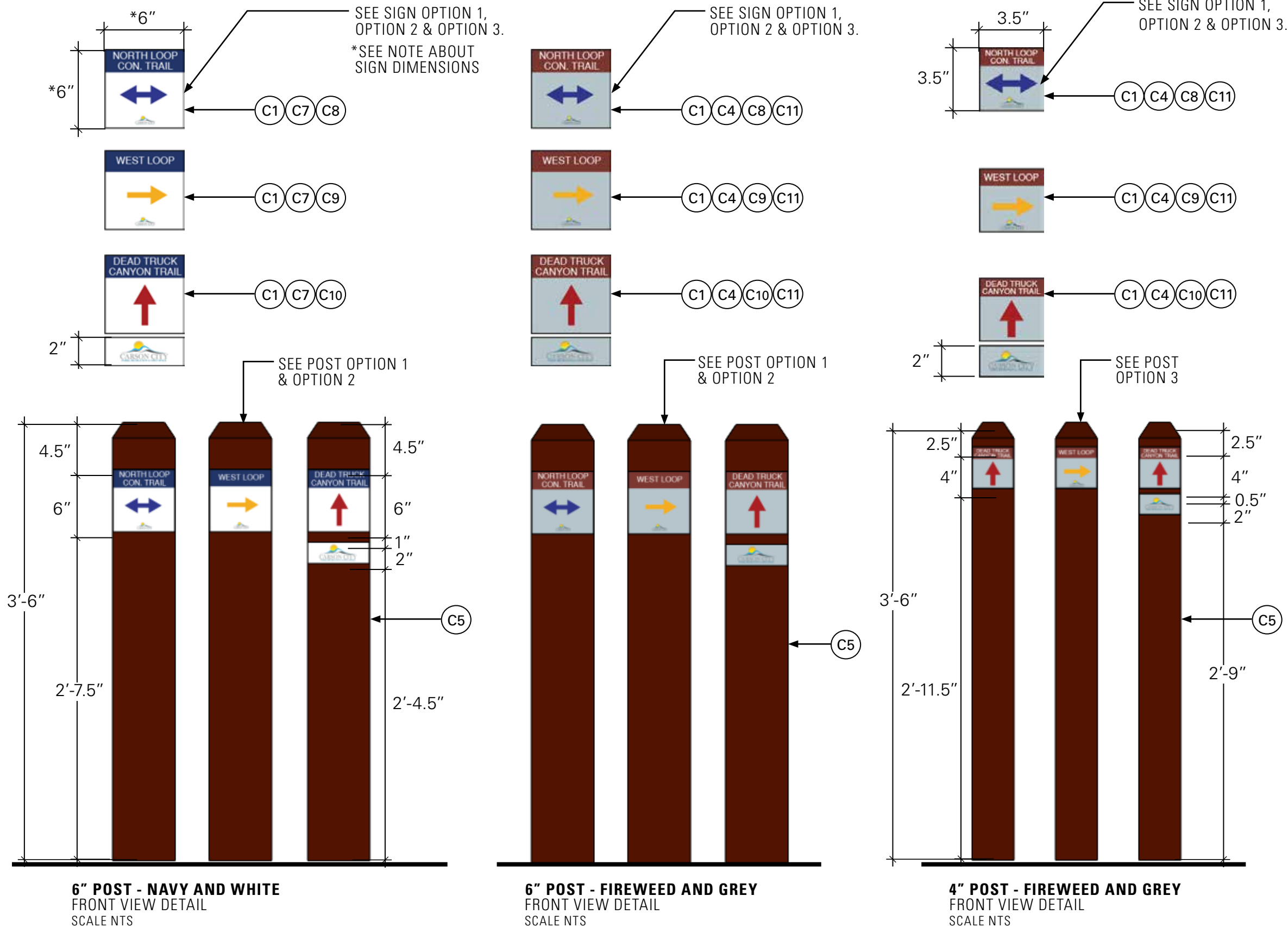
Additional color options were developed to show both a navy and white theme and a Fireweed Red and grey theme. The colors of the arrows in these options are to match with the color of the specified trail or loop as designated on existing trail maps (such as the Prison Hill Recreation Area and Silver Saddle Ranch trail map).





# TRAIL MARKER OPTIONS

## ADDITIONAL COLOR OPTIONS



# SPECIFICATIONS

M=Material C=Color F=Finishing

## COLORS

- |  |   |
|--|---|
| (C1) White<br>Pantone P 179-1                              | (C2) Dark Brown<br>Pantone 4975                             |
| (C3) <b>URBAN PARKS</b><br>Pine Green<br>Pantone 7735      | (C4) <b>OPEN SPACE PARKS</b><br>Fireweed Red<br>Pantone 181 |
| (C5) Rust Brown<br>Pantone 2449                            | (C6) Bronze-Black<br>Pantone Black XGC                      |
| (C7) Navy Blue<br>Pantone 281                              | (C8) Arrow - Blue<br>To Match Existing Trail Sign Blue      |
| (C9) Arrow - Yellow<br>To Match Existing Trail Sign Yellow | (C10) Arrow - Red<br>To Match Existing Trail Sign Red       |
| (C11) Light Grey<br>To Match Existing Trail Sign Grey      |   |

## SIGN

- OPTION 1**
- (M1) Aluminum Panel + (F1a) High Pressure Laminate with UV Coating
- OPTION 2**
- (M1) Aluminum Panel + (F1b) Vinyl Adhesive Print
- OPTION 3**
- (M2) Phenolic Resin Panel + (F2) Digital High Pressure Laminate

## POST

- OPTION 1**
- (M3) 6"x 6" Steel Post + (F3) Powder Coat
- OPTION 2**
- (M9) 6 x 6 Pressure-Treated Timber Post + (F5) Finish TBD by Carson City PROS Dept.
- OPTION 3**
- (M10) 4 x 4 Pressure-Treated Timber Post + (F5) Finish TBD by Carson City PROS Dept.


## NOTE:

Sign dimensions will vary for Trail Marker Signs based on the chosen post material. Signs shall be 6" x 6" when displayed on 6" x 6" steel posts. Signs shall be 5.5" x 5.5" when displayed on 6 x 6 pressure-treated timber posts, and 3.5" x 3.5" when displayed on 4 x 4 pressure-treated timber posts.

Contractors to use the above recommended materials or approved equal. Final materials and finishes may vary by manufacturer. Manufacturer is responsible to provide final samples for approval.



# SIGNAGE FAMILY



MONUMENT SIGN



ENTRY KIOSK  
SINGLE PANEL - DOUBLE SIDED




ENTRY KIOSK  
SINGLE PANEL W/ METAL ROOF



VEHICULAR DIRECTIONAL SIGN




ENTRY KIOSK  
DOUBLE PANEL



ENTRY KIOSK  
TRI PANEL



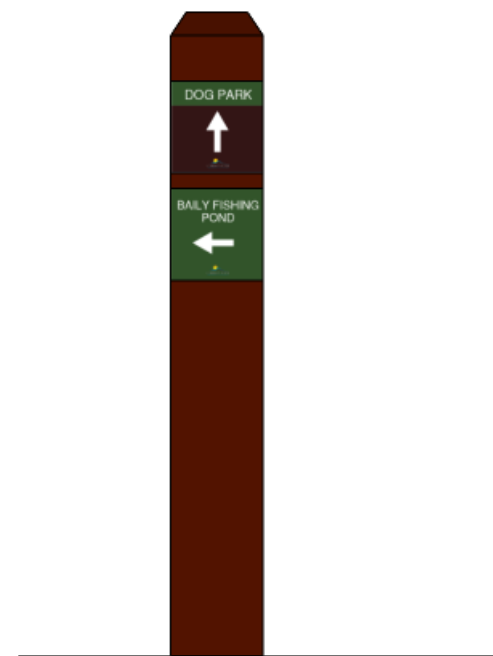
# SIGNAGE FAMILY



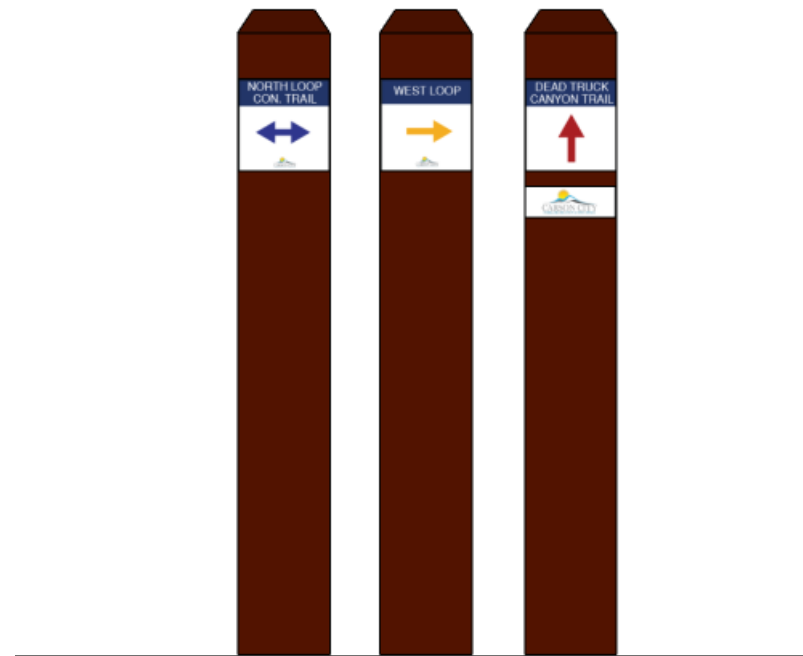
TRAIL DIRECTIONAL SIGN  
OPTION 1



TRAIL DIRECTIONAL SIGN  
OPTION 2



TRAIL MARKER SIGN



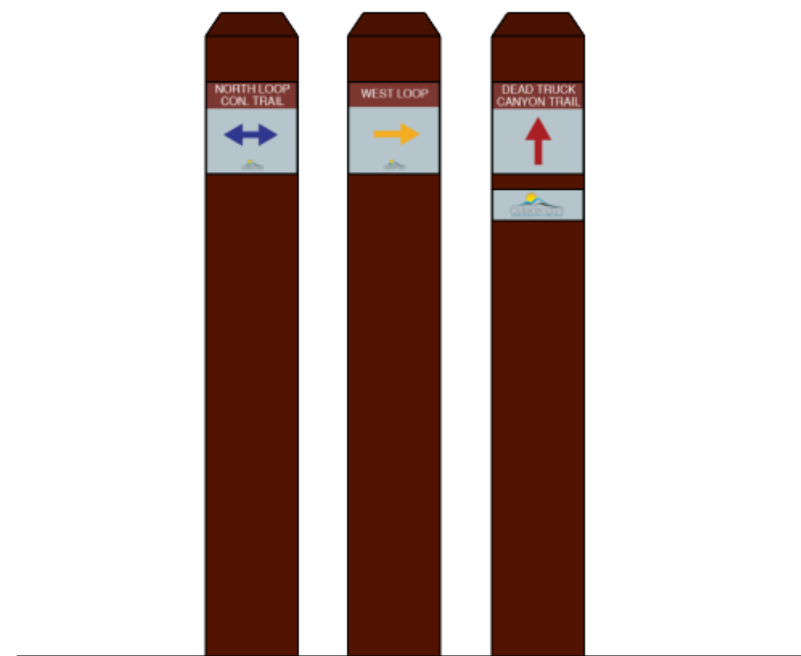
ENTRY KIOSK  
6" POST - NAVY AND WHITE




LARGE INTERPRETIVE SIGN



SMALL INTERPRETIVE SIGN



ENTRY KIOSK  
6" POST - FIREWEED AND GREY

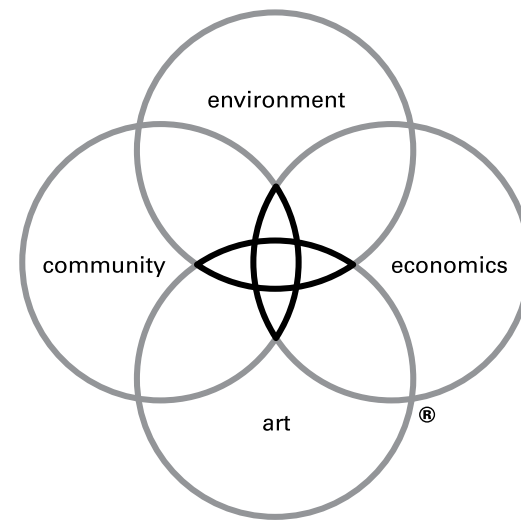


4" POST - FIREWEED AND GREY









## DW LEGACY DESIGN®

We believe that when environment, economics, art and community are combined in harmony with the dictates of the land and needs of society, magical places result — sustainable places of timeless beauty, significant value and enduring quality, places that lift the spirit.

Design Workshop is dedicated to creating Legacy projects: for our clients, for society and for the well-being of our planet.